

CORRECTION OPEN



Correction: SETD8 inhibits apoptosis and ferroptosis of Ewing's sarcoma through YBX1/RAC3 axis

Huimou Chen, Jing Hu, Xilin Xiong, Hongling Chen, Qiaofang Liao, Biaojun Lin, Yusong Chen, Yanting Peng, Yang Li, Di Cheng and Zihua Li

© The Author(s) 2025

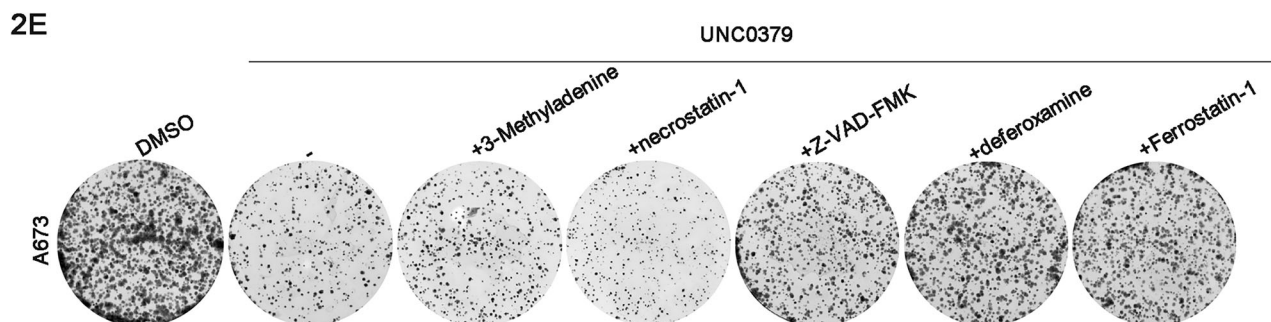
Cell Death and Disease (2025)16:349; <https://doi.org/10.1038/s41419-025-07483-6>

Correction to: *Cell Death & Disease* <https://doi.org/10.1038/s41419-024-06882-5>, published online 10 July 2024

The authors sincerely regret the errors in Figure 2E and Figure 7A of the published article. Specifically, incorrect images were inadvertently reused during the figure assembly process.

In Figure 2E, the colony formation image of A673 was placed by mistake due to our oversight in organizing images while dealing with a large number of pictures, leading to the incorrect copying of images. Similarly, in Figure 7A, an error occurred during the combination of western blot bands, resulting in the incorrect copying of the A673-H4K20me1 band in Figure 5E to the RDES-YBX1 band in Figure 7A.

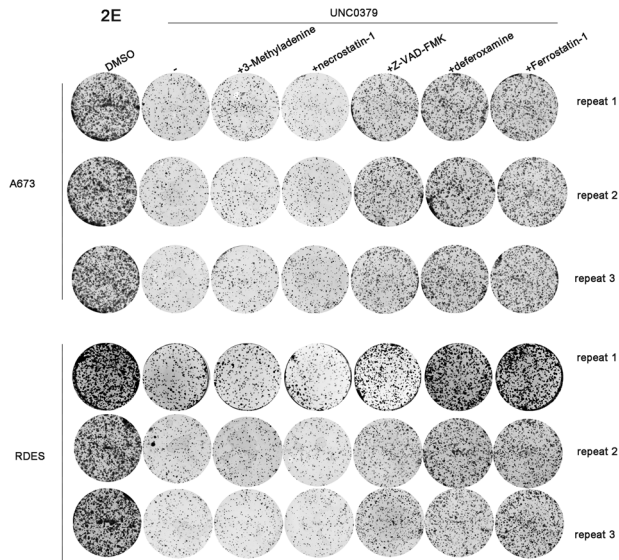
correct Figure 2E



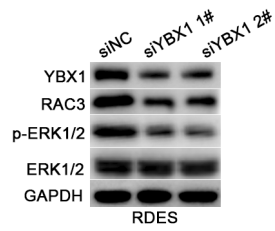
Published online: 28 April 2025

Official journal of CDDpress

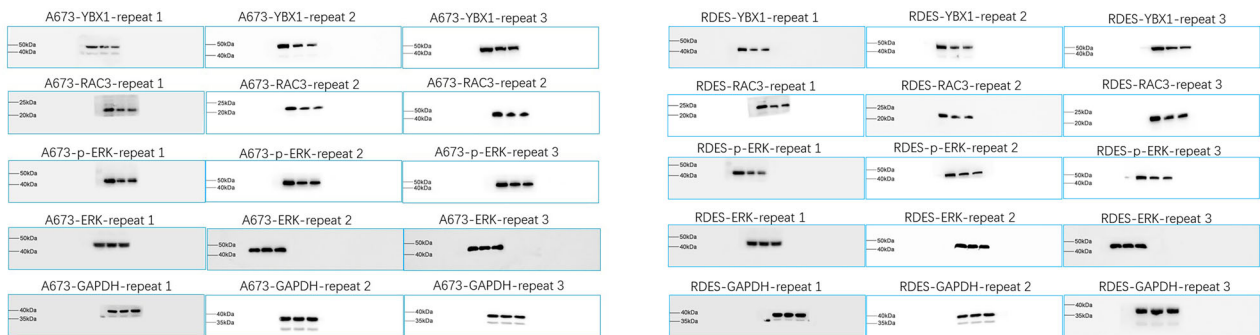
Original Figure 2E



Correct Figure 7A



Original Figure 7A





Open Access This article is licensed under a Creative Commons Attribution 4.0 International License, which permits use, sharing, adaptation, distribution and reproduction in any medium or format, as long as you give appropriate credit to the original author(s) and the source, provide a link to the Creative Commons licence, and indicate if changes were made. The images or other third party material in this article are included in the article's Creative Commons licence, unless indicated otherwise in a credit line to the material. If material is not included in the article's Creative Commons licence and your intended use is not permitted by statutory regulation or exceeds the permitted use, you will need to obtain permission directly from the copyright holder. To view a copy of this licence, visit <http://creativecommons.org/licenses/by/4.0/>.

© The Author(s) 2025