



OPEN

Author Correction: Identification of stable housekeeping genes for induced pluripotent stem cells and -derived endothelial cells for drug testing

Sheena L. M. Ong, Hans J. Baelde, David G. P. van IJendoorn, Judith V. M. G. Bovée & Karoly Szuhai

Correction to: *Scientific Reports* <https://doi.org/10.1038/s41598-022-20435-w>, published online 28 September 2022

The original version of this Article contained an error in the gene name PFDN5, which was incorrectly given as PRDN5 in six instances.

As a result, Table 2

HKG	COX7A2	UBA52	HPRT1	SLC25A3	TMBIM6	PRELID1	RPL36AL	ATP5F1C	PRDN5
-----	--------	-------	-------	---------	--------	---------	---------	---------	-------

now reads,

HKG	COX7A2	UBA52	HPRT1	SLC25A3	TMBIM6	PRELID1	RPL36AL	ATP5F1C	PFDN5
-----	--------	-------	-------	---------	--------	---------	---------	---------	-------

Table 3

Gene	Delta-Ct		Bestkeeper		geNorm		NormFinder		RefFinder	
	Mean SD	Rank	SD	Rank	M value	Rank	Stability	Rank	Geomean	Comprehensive ranking
RPL36AL	0.19	4	0.39	7	1.37	6	0.23	6	2.91	1
TMBIM6	0.25	12	0.34	5	1.28	7	0.17	3	2.91	2
MORF4L2	0.21	6	0.57	14	1.18	8	0.25	8	4.21	3
HPRT1	0.22	8	0.31	3	1.10	9	0.25	9	4.76	4
SLC25A3	0.24	11	0.31	4	2.26	1	0.09	1	5.36	5
GANAB	0.34	17	0.85	16	0.77	14	0.52	17	5.69	6
RPN2	0.29	15	0.54	11	0.89	12	0.23	7	5.92	7
GUSB	0.28	14	0.56	13	1.03	10	0.20	4	6.96	8
PRDN5	0.20	5	0.42	9	1.54	4	0.28	11	6.98	9

now reads,

Gene	Delta-Ct		Bestkeeper		geNorm		NormFinder		RefFinder	
	Mean SD	Rank	SD	Rank	M value	Rank	Stability	Rank	Geomean	Comprehensive ranking
RPL36AL	0.19	4	0.39	7	1.37	6	0.23	6	2.91	1
TMBIM6	0.25	12	0.34	5	1.28	7	0.17	3	2.91	2
MORF4L2	0.21	6	0.57	14	1.18	8	0.25	8	4.21	3
HPRT1	0.22	8	0.31	3	1.10	9	0.25	9	4.76	4
SLC25A3	0.24	11	0.31	4	2.26	1	0.09	1	5.36	5
GANAB	0.34	17	0.85	16	0.77	14	0.52	17	5.69	6
RPN2	0.29	15	0.54	11	0.89	12	0.23	7	5.92	7
GUSB	0.28	14	0.56	13	1.03	10	0.20	4	6.96	8
PFDN5	0.20	5	0.42	9	1.54	4	0.28	11	6.98	9

In addition, Figures 1, 2, and 3 contained the incorrect gene in their X-axes, and in the Supplementary Information in Table S1. The incorrect files appear below.

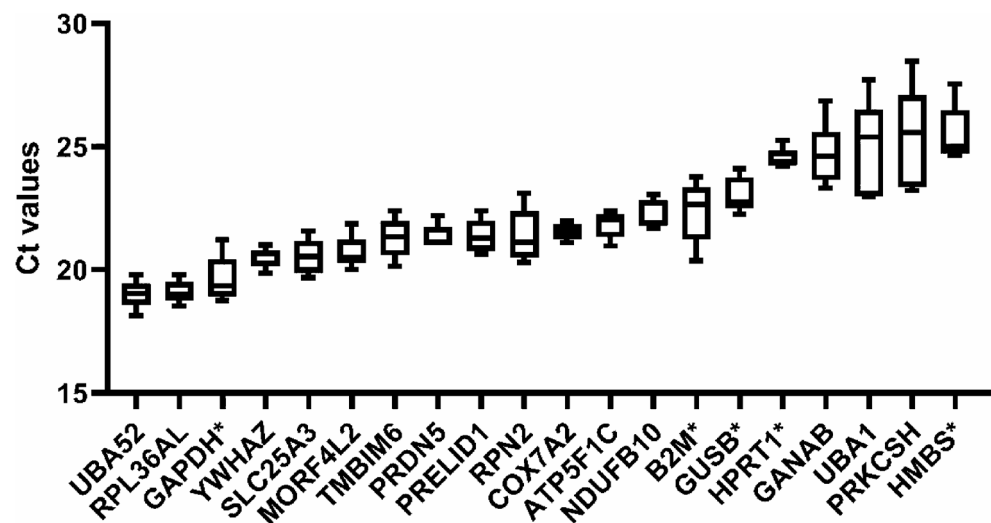


Fig. 1. Mean Ct values. Mean Ct values of iPSC^{WT}, iPSC^{SERPINE1-FOSB}, iPSC-EC^{WT} of each housekeeping gene were shown in a box-and-whisker plot and sorted from the lowest (left) to the highest (right). The five added common housekeeping genes are denoted with an asterisk. The whiskers represent SD of nine samples, three samples per cell line (iPSC^{WT}, iPSC^{SERPINE1-FOSB}, and iPSC-EC^{WT}).

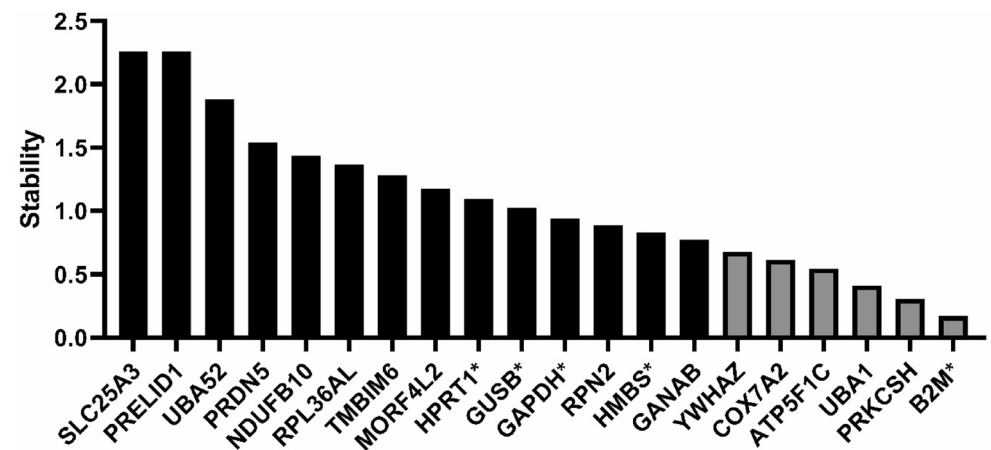


Fig. 2. *geNorm* ranking of stability M value. Housekeeping genes are plotted based on their stability M value from the highest (left) to the lowest (right). Black bars are ideal housekeeping genes and grey bars are acceptable housekeeping genes. The five added common housekeeping genes are denoted with an asterisk. Note: this tool is not calculating SD.

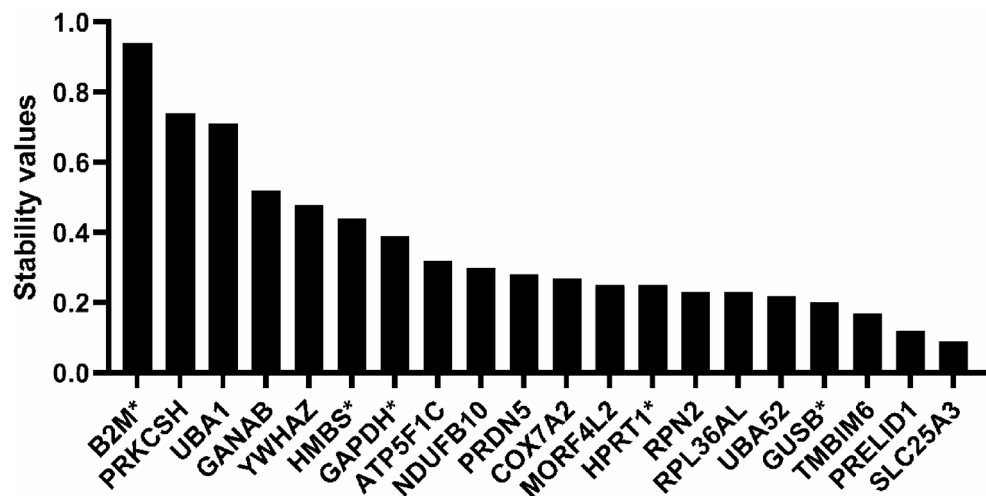


Fig. 3. *NormFinder* ranking based on stability value. Housekeeping genes are plotted based on their stability value from the least (left) to the most stable (right). The five added common housekeeping genes are denoted with an asterisk.

The original Article has been corrected.

Additional information

Supplementary Information The online version contains supplementary material available at <https://doi.org/10.1038/s41598-025-04721-x>.

Open Access This article is licensed under a Creative Commons Attribution 4.0 International License, which permits use, sharing, adaptation, distribution and reproduction in any medium or format, as long as you give appropriate credit to the original author(s) and the source, provide a link to the Creative Commons licence, and indicate if changes were made. The images or other third party material in this article are included in the article's Creative Commons licence, unless indicated otherwise in a credit line to the material. If material is not included in the article's Creative Commons licence and your intended use is not permitted by statutory regulation or exceeds the permitted use, you will need to obtain permission directly from the copyright holder. To view a copy of this licence, visit <http://creativecommons.org/licenses/by/4.0/>.

© The Author(s) 2025